

SECURITY MANAGEMENT DASHBOARD

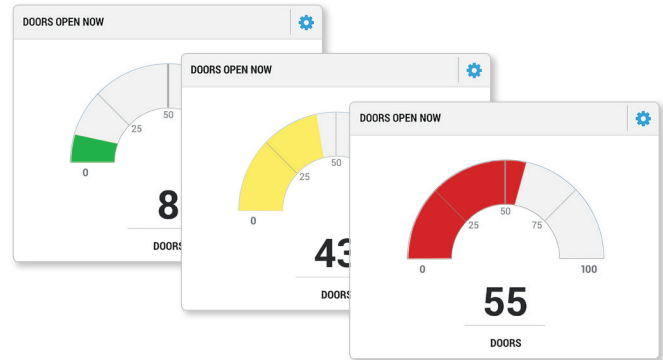
The PremiSys™ Security Management Dashboard provides the information you need to make critical decisions about your facility's security. It gives you a quick view into your security system to easily identify potential risks, uncover hardware problems, report on alarm and cardholder activities, analyze traffic flow, and view and deactivate unused cards.

- Viewable from a web browser
- Accessible from within PremiSys™ or Rack Armor™
- Restrict Dashboard access to only authorized personnel
- Customize what users may view
- Includes search feature to easily find required data
- Automatically adjusts to screen size, including tablets

Doors Open Now

Identify your facility's security risk level

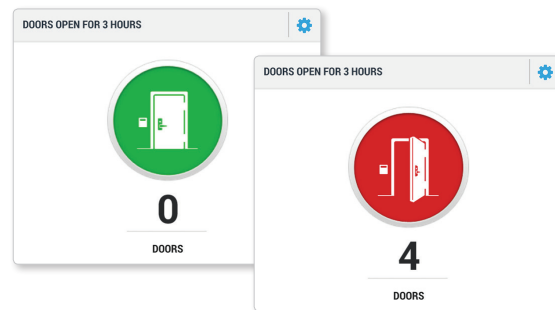
- Identifies the number of doors currently open beyond normal door activity
- Displays detailed information about physical doors and server cabinets that are unlocked or open
- Monitors different risk levels based on your criteria
- Customize the thresholds based on your system needs



Doors Open for X Hours

Find vulnerable areas of your facility

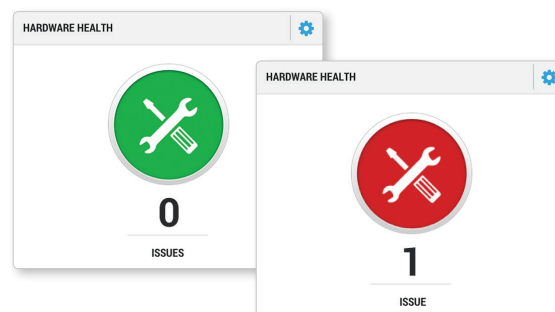
- Displays number of doors kept open for a user-definable period of time
- Red indicator signals at least one door has exceeded the time
- Provides detailed information about doors and server racks



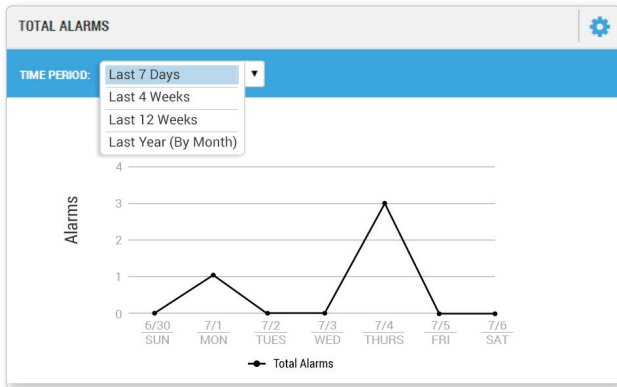
Hardware Health

Instantly spot hardware problems

- Identify the number of system hardware issues; red graphic indicates a hardware issue has been detected
- Configure the hardware criteria that you want to monitor
- View detailed information for affected doors, including door name, site, hardware type, and hardware issue



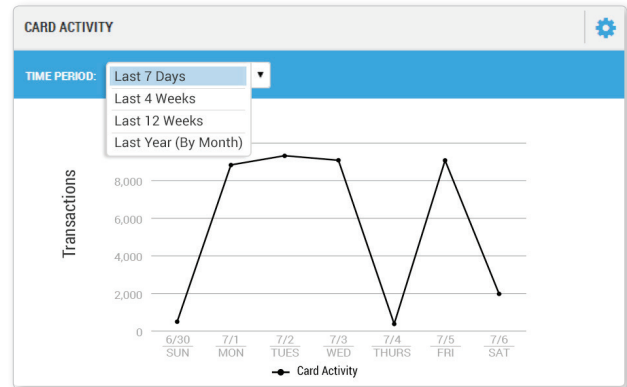
SECURITY MANAGEMENT DASHBOARD



Total Alarms

Report on trends for alarm conditions

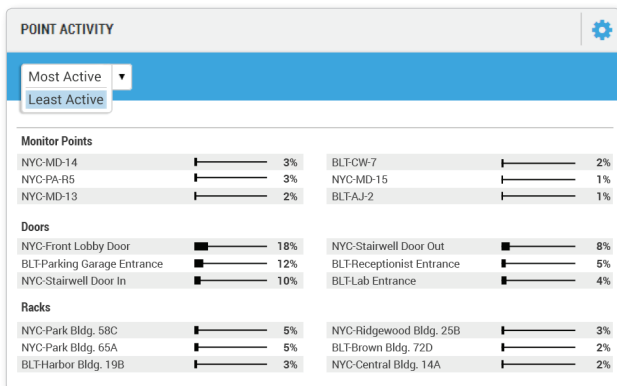
- Easily select the types of alarm conditions to monitor
- Graph displays alarm activity for selected time period
- Provides detailed information of alarm activity



Card Activity

Evaluate cardholder activity

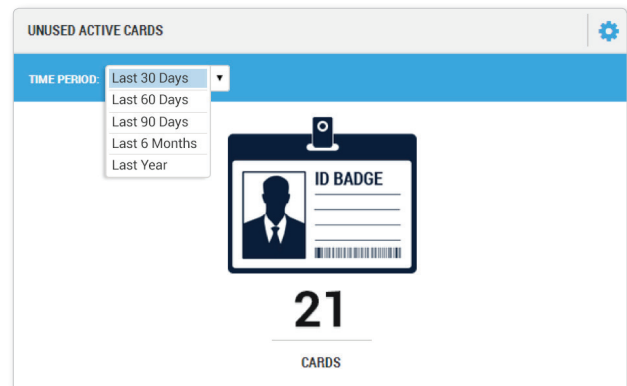
- Graph displays number of card transactions for selected time period
- Provides detailed information of card activity



Point Activity

Analyze system traffic flow

- Displays “Most Active” or “Least Active” monitor points, doors, and server racks to quickly see where the most or least numbers of transactions are occurring
- Helps with decisions about people flow and hardware placement
- View point name, point type, controller name, action, total number of transactions, and percentage of overall transactions generated by that point



Unused Active Cards

Identify and deactivate unused cards

- Identifies number of unused active cards for specified time period
- Displays cardholder names, card numbers, and dates cards were last used
- Instantly deactivate unused cards directly through PremiSys Security Management Dashboard



WPID-747-0619