

Manual Transfer Switches



Model 6375



Model 6377



Model 6376



Model 6378 & 6380



Model 6379 & 6381

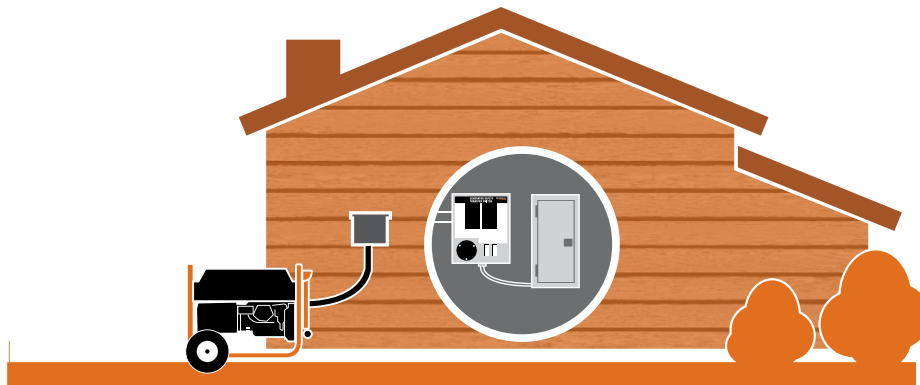


Model 6382 & 6335



Model 6333 & 6334

- Safely and easily deliver power from your portable generator to your home's electrical panel during a power outage.





Manual Transfer Switches

Specifications

Model	6375	6376	6377	6378	6379	6380	6381
UPC	696471063752	696471063769	696471063776	696471063783	696471063790	696471063806	696471063813
Circuits	Single Circuit	6-10 Circuits	Single Circuit	10-16 Circuits	10-16 Circuits	12-16 Circuits	12-16 Circuits
# of Circuits Provided	1	6	2	10	10	12	12
Max # of Circuits	1	10	2	16	16	16	16
Max Amperage	15	30	30	30	30	50	50
Voltage	125	125/250	125/250	125/250	125/250	125/250	125/250
Included Breakers	15 Amp 1-pole	2 x 15 amp 1-pole, 2 x 20 amp 1-pole, 1 x 20 amp 2-pole	30 amp 2-pole	3 x 15 amp 1-pole, 3 x 20 amp 1-pole, 1 x 20 amp 2-pole, 1 x 30 amp 2-pole	3 x 15 amp 1-pole, 3 x 20 amp 1-pole, 1 x 20 amp 2-pole, 1 x 30 amp 2-pole	3 x 15 amp 1-pole, 3 x 20 amp 1-pole, 1 x 20 amp 2-pole, 1 x 30 amp 2-pole, 1 x 50 amp 2-pole	3 x 15 amp 1-pole, 3 x 20 amp 1-pole, 1 x 20 amp 2-pole, 1 x 30 amp 2-pole, 1 x 50 amp 2-pole
Required Main Breaker in Load Center	-	2-pole 60 amp	-	2-pole 60 amp	2-pole 60 amp	2-pole 100 amp	2-pole 100 amp
Enclosure Type	NEMA 3R	NEMA 1	NEMA 3R	NEMA 1	NEMA 3R	NEMA 1	NEMA 3R
NEMA Configuration of inlet	NEMA 5-15	L14-30	L14-30	L14-30	L14-30	CS6365	CS6365
Compatible Generac Generators	iX 1600, iX 2000	GP3250, LP3250, XG4000, XP4000, GP5500, GP6500E, GP7500E, XG6500, XG7000E, XG8000E, XP6500E, XP8000E	GP3250, LP3250, XG4000, XP4000, GP5500, H5500/E, GP6500E, GP7500E, XG6500, XG7000E, XG8000E, XP6500E, XP8000E	GP3250, LP3250, XG4000, XP4000, GP5500, GP6500E, GP7500E, XG6500, XG7000E, XG8000E, XP6500E, XP8000E		GP15000E, GP17500E, XG10000E	
Compatible Generac GenTran Power Inlet Boxes (Model #'s)	-	6337, 6340, 6343, 6346	6337, 6340, 6343, 6346	6337, 6340, 6343, 6346		6338, 6341, 6344, 6347	
Warranty	2 Years						

Model	6382	6335	6333	6334
UPC	696471063820	696471063356	696471063332	696471063349
Circuits	200 Amp Service Entrance Rated	200 Amp Service Entrance Rated	Single Load 60 Amp double-pole	Single Load 100 Amp double-pole
Generator Main	30 amps	50 amps	60 amps	100 amps
Utility Main	200 amps	200 amps	60 amps	100 amps
Max # of spaces for branch circuits	12	12	0	0
Enclosure Type	NEMA 3R	NEMA 3R	NEMA 1	NEMA 1
NEMA Configuration of inlet	L14-30	CS6365	-	-
Compatible Generac Generators	GP3250, LP3250, XG4000, XP4000, GP5500, GP6500E, GP7500E, XG6500, XG7000E, XG8000E	GP15000E, GP17500E, XG10000E	Any generator between 3,000 and 25,000 watts.	
Warranty	2 Years			

Note: XP units require switch neutral kit Model 6297.

Accessories	
<p>30 Amp Switch Neutral Kit - Model 6297</p> <ul style="list-style-type: none"> • Prewired Contactor • Wire Harness • Wire Connectors (3) • Insulated 8-position terminal block • For use with 30amp manual transfer switches 	<p>*Enables manual transfer switches to isolate the utility and generator neutrals.</p>  <p>*Mounts inside the switch</p>
<p>Flush Mounting Plate - Model 6383</p> <ul style="list-style-type: none"> • Flush mount your transfer switch into a finished wall. • Compatible with manual transfer switch models 6294, 6376, 6408. 	

Dimensions and Weights

Model	6375	6376	6377	6378	6379	6380	6381	6382	6333	6334	6335
Product L x W x H in (mm)	9 x 6 x 5 (229 x 152 x 127)	9.25 x 11 x 3.25 (235 x 279 x 83)	9 x 6 x 5 (229 x 152 x 127)	14.5 x 11.5 x 3.5 (368 x 292 x 89)	18 x 18 x 4 (457 x 457 x 102)	14.5 x 11.5 x 3.5 (368 x 292 x 89)	18 x 18 x 4 (457 x 457 x 102)	18 x 18 x 4 (457 x 457 x 102)	11 x 13 x 4 (279 x 330 x 102)	11 x 13 x 4 (279 x 330 x 102)	18 x 18 x 4 (457 x 457 x 102)
Product Weight lbs (kg)	5 (2.25)	13 (6)	5 (2.25)	24 (11)	23 (10.5)	26 (11.75)	29 (13)	21 (9.5)	10 (4.5)	10 (4.5)	21 (9.5)

GENERAC®

Generac Power Systems, Inc. • P.O. Box 8, Waukesha, WI 53187 • generac.com

©2012 Generac Power Systems, Inc. All rights reserved. All specifications are subject to change without notice. Bulletin 0196870SBY-C / Printed in U.S.A. 01/17/13