

GENERAC®

COMMERCIAL GENERATORS

22-150 kW



The **leader** in affordable commercial



standby power solutions.

Traditionally, generators powerful enough to provide automatic backup power for a commercial business were expensive, diesel configured systems. Generac was the first manufacturer to recognize commercial businesses would benefit from the affordable backup power a natural gas or LP generator provides.

By bringing a broad range of commercial options to the marketplace, Generac has made backup power a reality for thousands of businesses. With units readily available in choices of single and three phase, LP and natural gas, there's no longer a reason for business to operate unprotected from the dangers and costly effects of a power outage.

THE GASEOUS ADVANTAGE

Natural gas and liquid propane (LP) have been utilized as fuel sources for backup power in residential applications for years. Generac revolutionized the commercial standby market by bringing these advantages to business owners as well.

- Clean burning – both easily meet EPA clean air standards.
- Because they are released as gas, they don't spill, pool, or leave a residue.
- Natural gas is a continuous, highly reliable fuel supply. Today's gas mains with their redundant backup systems can be counted on to supply natural gas in the most common emergency situations.
- Propane can be safely stored for years with no apparent decrease in quality. It is easily transportable in small cylinders and readily available, ideal when no natural gas lines are in place.



Remain **powered** throughout an outage with **Generac**.

Retain customers, **gain** new ones,
and keep your **revenue** flowing.



Generac. A sound business decision.

NO POWER. NO CUSTOMERS. NO REVENUE.

Every year, more than two million U.S. businesses experience a power outage lasting eight hours or more. Because this statistic is so powerful, it pays to understand how much a power outage will cost your business.

The U.S. Department of Energy estimates that on average, power outages cost \$80 billion per year, and that 98 percent of those losses comes from the business sector.

Financially speaking, power outages can cause substantial losses for the company affected. For example, according to the US Department of Energy, when a power failure disrupts IT systems...

- 33% of companies lose \$20,000-\$500,000
- 20% lose \$500,000 to \$2 million
- 15% lose more than \$2 million

THE GOOD NEWS – A STANDBY GENERATOR OFTEN PAYS FOR ITSELF IN ONE OUTAGE.

Business	Lost sales per hour*	Typical kW	Approximate generator cost installed	Payback hours
Convenience store / gas station	\$556	100	\$26,828	48
High-volume restaurant	\$881	150	\$37,000	42
Drug store	\$1,750	150	\$37,000	21
Supermarket	\$4,388	300	\$80,779	18

* Does not include the costs of damage or inventory losses.

STAY OPEN WHILE YOUR COMPETITORS SHUT DOWN.

Lost revenue is only part of the story. Consider direct costs, intangible losses and how essential your products and services are during a power outage.

- Security systems become disabled, increasing the risk of theft
- Refrigerated goods spoil
- Employees are idled
- Interrupting manufacturing processes can cause long-term damage to equipment and product
- Computer systems go down and vital data is lost

OPEN FOR
BUSINESS

SAFETY
LIGHTING

CASH
REGISTERS

REFRIGERATION

AUTOMATIC
DOORS

COMMERCIAL
SOLUTIONS
22-150 kW



As the world's number one manufacturer of home standby systems, Generac identified and responded to the need for affordable, higher kW units for small to mid-size businesses and larger residences. Generac's innovative engineering has eliminated the noise, cost, and environmental issues that once made standby power impractical for these applications.

Powered by liquid-cooled engines, these units offer the opportunity to add features and options to address individual applications, such as advanced controls for instant monitoring, without the cost of more expensive configured systems.

BUSINESS APPLICATIONS

The broadest commercial line in the industry runs from 22 – 150 kW, and is available in single and three phase options. Generac's commercial units back up an extensive range of businesses. Common applications include:

- Assisted Living Complex
- Clinic
- Convenience Store
- Fire and Police Stations
- Gas Station
- Hardware Store
- Hotel
- Office Building
- Pharmacy
- Restaurant
- Retail Store
- School
- Television and Radio Stations
- Warehouse

LARGER RESIDENTIAL


For homeowners with larger residences, a higher kW unit may be necessary to provide whole house coverage. When amenities such as additional living areas, garages and air conditioners, pools, greenhouses, mother-in-law suites and critical home medical care need to be covered, a commercial generator will provide the kW needed.

For residential and small business applications requiring less power, Generac's Guardian® Series starts at 8 kW. Ask a Generac representative or visit generac.com for more information.

KEEP THE LIGHTS ON AND THE DOORS OPEN.

Many businesses have a lot to offer customers during power outages. In addition to making revenue loss less likely, keeping the doors open can provide important customer benefits.

- **Convenience store / Gas station** — Power lights, cash register, security system, refrigeration and fuel pumps to serve emergency workers, motorists evacuating the area and local clean-up efforts.
- **High-volume restaurant** — Power lights, cash register, refrigeration, a full kitchen and remain open during an outage, serving people who need to eat out during the power failure.
- **Office environment** — Power lights, computers, telephone and elevators. Keep sales coming in and customer service available.
- **Pharmacy** — Power lights, refrigeration, computers/data systems, security system, cash register, and telephone to ensure customers can get medication and medical supplies during an emergency.





GENERAC

PRODUCT FEATURES

Generac's commercial generators are designed to run quietly, stand up to severe weather conditions, and offer built-in functionality to make generator ownership easy.

- Output in a variety of phases & voltages:
 - (1 ϕ) Single Phase 240V
 - (3 ϕ) Three Phase 208V
 - (3 ϕ) Three Phase 240V
 - (3 ϕ) Three Phase 480V
- Higher power kW nodes
- Continuous fuel with choice of LP or natural gas
- Units are field convertible from natural gas to LP up to 48 kW
- Most models available for SCAQMD



RhinoCoat™

Our RhinoCoat finish system uses a process that evenly joins paint particles to every part of the metal surface. Components are then baked to form a lasting bond for superior protection against the elements. This process allows for more consistent coverage to all surfaces for exceptional protection on not only the enclosure, but also the base frame.

Quiet-Test™ Mode

All automatic standby generators perform a weekly self-diagnostic test to validate proper operation. Quieter than the competition, only Generac's patented, programmable Quiet-Test mode kicks in for an ultra-quiet, neighborhood-friendly self-test. Available on 22-150 kW models.

Harsh Weather Conditions? Bring it On.

Choose from premium all-weather aluminum or sturdy galvalume steel enclosures with RhinoCoat.

- Steel – Patented galvalume steel enclosure for superior protection against the elements.
- Aluminum – corrosion resistance prolongs the life of the generator and is highly recommended for coastal, salt-air communities. Standard on 70-150 kW models.

NEXUS™ CONTROLLER

Easy monitoring and management of generator functions. Supports remote monitoring and also includes LCD display and keypad, and alarm log.



AUTOMATIC TRANSFER SWITCHES



AUTOMATIC TRANSFER SWITCHES

Generac designs and manufactures a complete line of automatic transfer switches (ATS) to meet the requirements of virtually any emergency standby power application. Generac transfer switches have a well-deserved reputation of outstanding quality and performance of competitive prices.

LOAD MANAGEMENT - WHOLE HOUSE COVERAGE

Nexus Smart Switch™ — Digital Load Management™

Engineered with Generac's Digital Load Management (DLM) technology, the Nexus Smart Switch is the smartest transfer switch on the market. It has the ability to cycle on and off two air conditioners without adding additional components, allowing for a smaller generator to cover more circuits than when paired with a standard transfer switch.

- Cover more circuits with a smaller generator
- Add additional individual DLM modules & manage up to four more large loads
- 100, 200 or 400 Amp non-service rated
- 100, 150, 200 and 400 Amp service rated
- Aluminum NEMA 3R outdoor-rated enclosure
- Cover every circuit when paired with a higher kW generator



Nexus™ LTS Load Shed Switch

With a built-in 16 circuit load center, the Nexus LTS is the answer when more than six large loads need to be managed.

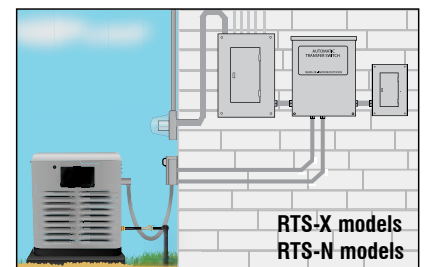
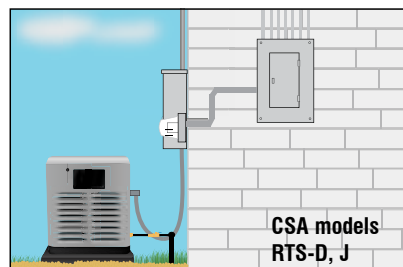
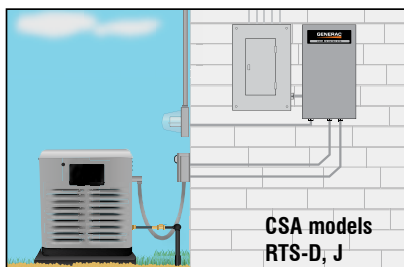
- 200 Amp, service rated
- Aluminum NEMA 3R outdoor-rated enclosure



RTS Transfer Switch

Use RTS transfer switches for applications requiring up to 400 Amps.

- 100 – 800 AMP, three phase, 120/208, 120/240, 277/480
- 600 – 800 Amp, single phase, 120/240
- Compatible with generators up to 150 kW
- Integrates with the Nexus controller
- CSA approved, service rated model available 100 – 200 Amps (single phase only)



Use service rated (D, J, CSA models) with service disconnect for quick & easy installations.

Use non-service rated (X, N models) for custom installations or with installs that require a subpanel.

CONTROLLERS



CONTROLLERS

Digital controls bring increased functionality to the generator system and oversee the transfer switch and its operation. Easily tracks functions, including oil pressure, coolant levels and voltage. Generac designs its own digital controls for superior reliability and system integration.

Generac has incorporated a sealed connection point philosophy resulting in durability and long-life protection:

- No corrosion
- No vibration
- No moisture
- No EMI & RFI
- No dust
- No static discharge

Nexus™ Digital Controllers (up to 150 kW)

Expanded features have created a controller for liquid-cooled models (22 -150 kW) with an improved user interface for easier monitoring and management of the generator functions. Now includes many features and alarms previously available only on larger models.

FEATURES	BENEFIT
LCD display and keypad	Improved user interface. Provides accurate, real time readings to both owner and service contractor.
Remote monitoring capabilities	Provides wireless capabilities to easily connect with a Generac in-home remote monitor.
Time & date	Assures speed and accuracy in maintaining key aspects of user interface such as scheduled maintenance and exercise cycles.
Alarm log	Provides accurate means of tracking both scheduled and unscheduled run time events that could effect maintenance, service and product life.
Run log	Maintains readings of run time in exercise cycles and use related to outages for improved accuracy in scheduling maintenance and determining product life.
Set exercise via display	Simple, easy-to-use control set-up allows the owner to easily change the time of exercise.
Engine hours display	Provides accurate run times to help assure proper maintenance intervals are maintained.
RPM and frequency displays	Hastens service diagnosis and provides immediate operation data at installation.
Low fuel pressure indication	Helps to assure correct installation of fuel source at start-up
Dry contacts	A dry set of contacts allow for additional alert capability during shutdowns

ACCESSORIES

NEXUS™ Wireless Remote Monitor

No need to go outside during inclement weather to check your generator's status. Completely wireless and battery powered, Generac's Nexus wireless remote monitor provides you with instant status information without ever leaving the house. Basic features include:

- Visual and audio alerts when generator requires maintenance
- Audio alert when battery is low
- Small and compact design, magnetic backed for refrigerator mounting
- Remote harness required for 22 - 150 kW



Advanced NEXUS™ Wireless Remote Monitor

Remotely control generator functions with the advanced model's LCD display. In addition to remote testing of the generator, set the exercise cycle and maintenance interval reminders. AC powered with battery backup and cradle included for desk or wall mounting. Also view at a glance:

- Permanent time/date stamped history of generator events such as starting and stopping
- Generator faults and warnings
- Voltage and frequency
- Graphing capability for trending of engine RPM, voltage and battery
- Remote harness required for 22 - 150 kW



Cold Weather Kit

Consists of a battery warmer with an automatically controlled thermostat built into the battery wrap. Recommended for areas where the temperature drops below 32° F.




Extreme Cold Weather Kit

Recommended where temperatures fall below 32° F for extended periods of time. Use in conjunction with the appropriate cold weather kit.



Scheduled Maintenance Kits

Ensures the generator system is always in top operating condition and warranty requirements are met.



DLM Module

Manage up to four additional large 240V loads by adding individual DLM modules to your Nexus Smart Switch™. These modules are 50 amps each and are housed in a NEMA 3R enclosure, giving the option to install them anywhere inline indoors or outdoors between the panel and appliance. After loads are shed, they are brought back individually to assure generator capability and eliminate the potential for overload.



TRANSFER SWITCHES

Nexus™ Smart Switches									RTS Canada	
Model	RTSX100A3	RTSD100A3	RTSD150A3	RTSX200A3	RTSD200A3	RTSJ200A3	RTSX400A3	RTSD400A3	RTSE100A3CSA	RTSE200A3CSA
Amps	100	100	150	200	200	200	400	400	100	200
Service Rated	No	Yes	Yes	No	Yes	Yes	No	Yes	Yes - CSA	Yes - CSA
Voltage	240V, 2-pole	240V, 2-pole	240V, 2-pole	240V, 2-pole	240V, 2-pole	240V, 2-pole	240V, 2-pole	240V, 2-pole	240V, 2-pole	240V, 2-pole
Phase	1Ø	1Ø	1Ø	1Ø	1Ø	1Ø	1Ø	1Ø	1Ø	1Ø
Enclosure Rating	NEMA 3R	NEMA 3R	NEMA 3R	NEMA 3R	NEMA 3R	NEMA 3R	NEMA 3R	NEMA 3R	NEMA 3R	NEMA 3R
Enclosure Material	Aluminum	Aluminum	Aluminum	Aluminum	Aluminum	Aluminum	Aluminum	Aluminum	Aluminum	Aluminum
Breaker Count	N/A	N/A	N/A	N/A	N/A	16 5 x 15 amp, 1 pole 5 x 20 amp, 1 pole 1 x 20 amp, 2 pole 1 x 40 amp, 2 pole 1 x 50 amp, 2 pole	N/A	N/A	N/A	N/A
Dimensions (H" x W" x D")	20 x 14.6 x 7.1	20 x 14.6 x 7.1	30 x 13.5 x 7.1	20 x 14.6 x 7.1	30 x 13.5 x 7.1	42.3 x 20.1 x 7.9	48 x 21.8 x 10.1	48 x 21.8 x 10.1	20 x 14.6 x 7.1	30 x 16 x 7.1
Weight (lbs)	20	22.5	39	20	39	80	133	140	21	38.5
UL Listed	Yes	Yes	Yes	Yes	Yes	Yes	Yes	Yes	No	No
CUL Listed	Yes	No	No	Yes	No	No	Yes	No	Yes - CSA	Yes - CSA

RTS Switches										
Model	RTSN100G3	RTSN100K3	RTSN100J3	RTSN200G3	RTSN200K3	RTSN200J3	RTSN400G3	RTSN400K3	RTSN400J3	RTSN600A3
Amps	100	100	100	200	200	200	400	400	400	600
Service Rated	No	No	No	No	No	No	No	No	No	No
Voltage	208V, 3-pole	480V, 3-pole	240V, 3-pole	208V, 3-pole	480V, 3-pole	240V, 3-pole	208V, 3-pole	480V, 3-pole	240V, 3-pole	240V, 2-pole
Phase	3Ø	3Ø	3Ø	3Ø	3Ø	3Ø	3Ø	3Ø	3Ø	1Ø
Enclosure Rating	NEMA 3R	NEMA 3R	NEMA 3R	NEMA 3R	NEMA 3R	NEMA 3R	NEMA 3R	NEMA 3R	NEMA 3R	NEMA 3R
Enclosure Material	Aluminum	Aluminum	Aluminum	Aluminum	Aluminum	Aluminum	Aluminum	Steel	Aluminum	Aluminum
Dimensions (H" x W" x D")	24.1 x 20.2 x 7.1	36.1 x 20.2 x 10.0	24.1 x 20.2 x 7.1	24.1 x 20.2 x 7.1	48.1 x 30.1 x 13.1	24.1 x 20.2 x 7.1	36.1 x 24.0 x 10	48 x 24.0 x 10	36.1 x 24.0 x 10	66.0 x 36.0 x 21.0
Weight (lbs.)	20	105	53	20	110	53	133	133	133	439
UL/CUL Listed	Yes	Yes	Yes	Yes	Yes	Yes	Yes	Yes	Yes	Yes

RTS Switches							
Model	RTSN600G3	RTSN600K3	RTSN600J3	RTSN800A3	RTSN800G3	RTSN800K3	RTSN800J3
Amps	600	600	600	800	800	800	800
Service Rated	No	No	No	No	No	No	No
Voltage	208V, 3-pole	480V, 3-pole	240V, 3-pole	240V, 2-pole	208V, 3-pole	480V, 3-pole	240V, 3-pole
Phase	3Ø	3Ø	3Ø	1Ø	3Ø	3Ø	3Ø
Enclosure Rating	NEMA 3R	NEMA 3R	NEMA 3R	NEMA 3R	NEMA 3R	NEMA 3R	NEMA 3R
Enclosure Material	Steel	Steel	Steel	Steel	Steel	Steel	Steel
Dimensions (H" x W" x D")	66.0 x 36.0 x 21.0	66.0 x 36.0 x 21.0	66.0 x 36.0 x 21.0	66.0 x 36.0 x 21	66.0 x 36.0 x 21	66.0 x 36.0 x 21	66.0 x 36.0 x 21
Weight (lbs.)	439	439	439	469	469	469	469
UL/CUL Listed	Yes	Yes	Yes	Yes	Yes	Yes	Yes

ACCESSORIES

Load Management Options			
Model	Description	Contents	
5621	Auxiliary transfer switch contact kit	Contact, screws, and washers	
5937	Digital Load Management (DLM) Module	Module for Nexus Smart Switch™	
Liquid-cooled Cold Weather Kit			
6175	For 1.5L engines, 25 & 30 kW	28" Battery warmer w/oil filter	
5630	For 2.4L engines, 22, 27, 36 & 60 kW	28" Battery warmer, zip ties, thermostat	
5632	For 5.4L engines, 48 kW	44" Battery warmer, zip ties, thermostat	
5632	For 4.6 & 6.8L direct drive units	44" Battery warmer, zip ties, thermostat	
5633	For 6.8L gear drive units	44" Battery warmer, zip ties, thermostat & gear oil	
Liquid-cooled Extreme Cold Weather Kit			
Model	Description	Contents	Use With
6174	For 1.5L engines; 25, 30 kW	Block heater & associated mounting hardware	5629
5616	For 2.4L engines; 22, 27, 36, 60 kW	Block heater & associated mounting hardware	5630
6204	For 5.4L engines; 48 kW	Block heater & associated mounting hardware	5631
5619	For 4.6L; 80 kW	Block heater & associated mounting hardware	5632
5620	For 70, 100, 130 kW	Block heater & associated mounting hardware	5633
5667	For 150 kW	Block heater & associated mounting hardware	5632

Miscellaneous	
Model	Description
5651	Base plug for all liquid-cooled models
5703	Bisque paint kit
5704	Medium grey paint kit
Remote Monitoring Options	
5928	Basic Nexus™ wireless monitor
5951	Advanced Nexus™ wireless monitor
5958	Remote QT adapter harness* (Use w/ Model 5928)
5959	Advanced remote QT adapter harness* (Use w/ Model 5951)
Liquid-cooled Scheduled Maintenance Kit	
6176	For 1.5L engines; 25 & 30 kW
5656	For 2.4L engines; 22 & 27 kW
6205	For 5.4L engines; 48 kW
5984	For 2.4L engines; 36 & 60 kW
5985	For 4.6L engines; 80 kW
5660	For 6.8L engines; 70, 100, 130 & 150 kW

*Required for use with Nexus wireless monitors on models 22-150 kW.

LIQUID-COOLED COMMERCIAL SERIES GUIDE

	QT02224	QT02515	QT02724	QT03015	QT03624	QT04524	QT04854	QT06024	QT07068	QT08046	QT10068	QT13068	QT15068
Rated Power LP	22 kW	25 kW	27 kW	30 kW	36 kW	45 kW	48 kW	60 kW	67 kW	80 kW	100 kW	130 kW	150 kW
Rated Power NG	22 kW	25 kW	25 kW	30 kW	35 kW	45 kW	48 kW	60 kW	64 kW	80 kW	89 kW	130 kW	150 kW
Amps @ 240V, 1 Ø LP/NG	92	104	112 / 104	125	150 / 146	188	200	250	279 / 267	320	417 / 371	542/488	600/567
Amps @ 208V, 3 Ø LP/NG	76	87	94 / 87	104	125 / 121	156	166	208	243 / 232*	278	347 / 326	451/423	520/493
Amps @ 240V, 3 Ø LP/NG	66	75	81 / 75	90	108 / 105	135	144	180	210* / 201*	249	301 / 283	391/367	451/427
Amps @ 480V, 3 Ø LP/NG	N/A	N/A	N/A	N/A	54 / 52	68	72	90	105* / 101*	120	151 / 141	195/183	225/214
Engine/Alternator RPM	1800/1800	3600/3600	1800/1800	3600/3600	1800/1800	3600/3600	1800/1800	3600/3600	1800/1800	3600/3600	2300/1800	3000/1800	3600/3600
Engine Size	2.4L	1.5L	2.4L	1.5L	2.4L	2.4L	5.4L	2.4L	6.8L	4.6L	6.8L	6.8L	6.8L
Cylinder Arrangement	In-line 4	In-line 4	In-line 4	In-line 4	In-line 4	In-line 4	V-8	In-line 4	V-10	V-8	V-10	V-10	V-10
Fuel Consumption LPG	125 (3.4)	172 (4.7)	143 (3.9)	197 (5.4)	200 (5.5)	290 (8.0)	302 (7.96)	327 (9.0)	411 (11.17)	465 (12.78)	507 (13.9)	719 (19.8)	830 (22.57)
Fuel Consumption NG	316	430	359	492	503	730	756	862	1020	1154	1260	1786	2061
Quiet-Test Low Speed Mode	Yes	Yes	Yes	Yes	Yes	Yes	Yes	Yes	Yes	Yes	Yes	Yes	Yes
db(A) at Exercise	61	59	61	59	58	61	63	65	61	64	61	65	66
db(A) at Normal Operating Load	70	72	70	73	64	73	68	72	65	74	72	75	79
Transfer Switch Type Needed	RTS	RTS	RTS	RTS	RTS	RTS	RTS	RTS	RTS	RTS	RTS	RTS	RTS
Enclosure Material	Aluminum	Steel	Aluminum	Steel	Aluminum	Steel	Aluminum	Steel or Alum**	Aluminum	Aluminum	Aluminum	Aluminum	Aluminum
Enclosure Color	Grey	Bisque	Grey	Bisque	Grey	Bisque	Grey	Bisque	Bisque	Bisque	Bisque	Bisque	Bisque
Dimensions (L" x W" x H")	62.2 x 29 x 33.5	62.2 x 29 x 33.5	62.2 x 29 x 33.5	62.2 x 29 x 33.5	77 x 33.5 x 45	77 x 33.5 x 45	77 x 33.5 x 45	77 x 33.5 x 45	96.5 x 37 x 48	116 x 37 x 55	116 x 37 x 55	116 x 37 x 55	116 x 37 x 55
Generator Weight Steel (lbs.)	N/A	875	N/A	935	N/A	1414	N/A	1441	N/A	N/A	N/A	N/A	N/A
Generator Weight Aluminum (lbs.)	843	N/A	891	N/A	1271	N/A	1516	1324	2040	2075	2531	2699	2492

* For 70 kW / 68 kW.

** For complete ordering options, review the Product Selection Guide.



COMMITMENT TO SERVICE

Generac is committed to providing our customers with unsurpassed after-the-sale service and support. Our nationwide dealer network has factory trained technicians on staff and maintains large inventories of Generac parts, components and accessories.

Our state-of-the-art training center ensures that Generac service technicians are always up to date on new product innovations and improvements. Technicians receive comprehensive technical training and extensive hands-on experience in the installation, repair and maintenance of Generac products.

Generac's commitment to service includes scheduled maintenance programs, warranty assistance and emergency service to ensure that Generac customers are never left powerless.

A TRADITION OF QUALITY AND INNOVATION

For over 50 years, Generac Power Systems has led the industry with innovative design and superior manufacturing. When it comes to developing products that are both durable and reliable, we stand head and shoulders above our competition. That's because our sole focus has been, and continues to be, standby power. The result of our efforts can be seen in every inch of our product offerings.

We design and build our own air-cooled engines, alternators, control systems, automatic transfer switches, enclosures and base tanks. Our vertical integration allows us to control the quality, availability and flow of materials throughout the manufacturing process. Our products are fully integrated as complete power systems and each genset is factory tested prior to shipment.

Because of our ongoing commitment to quality and innovation, Generac is the name that home and business owners have come to trust.

